



Monbulk Primary School

ABN 92 923 747 917

PO Box 231, Monbulk Vic 3793

T: (03) 9756 6481

F: (03) 9752 1977

E: monbulk.ps@education.vic.gov.au

W: www.monbulkps.vic.edu.au

Dear Parents,

The Qkr (pronounced quicker) app is another payment system that Monbulk Primary School uses and is now ready to upload at no cost from your app store. The app enables you to make fundraising purchases without having to give their children cash to carry to school. You will find the menu for Sushi Thursday here and other fundraising activities as they arise.

For those without access to a smart phone, a web-based version of Qkr is available at: <https://qkr.mastercard.com/store/#/home>

Although the app is a MasterCard initiative, it enables payment from most financial institutions and major credit cards with Safe and Secure MasterCard Technology.

If you don't have access to technology then we still will accept payments at the office.

How to register

Getting Started 'How To' Guide is attached to this letter.

Should you have any questions regarding the use of the Qkr app please contact the office or drop in and we can show you.

We would really appreciate getting you on board with the app as we know it will make life a lot easier for you!

Thanks,

Estelle Alder

Principal

Monbulk Primary School

Expect more Achieve more

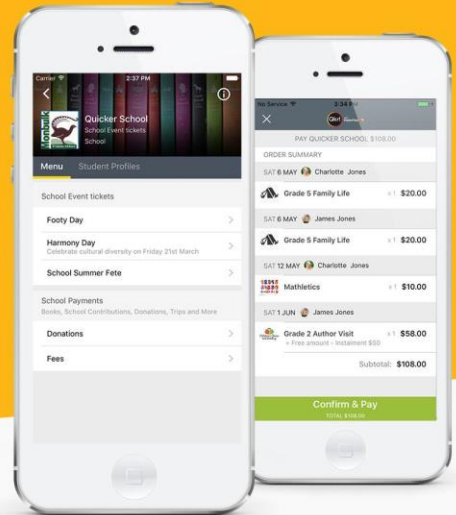


For quicker, hassle-free school payments, try Qkr! today

Introducing Qkr! (pronounced 'quicker') by MasterCard, the secure and easy way to order and pay for school items from your phone at a time and place that suits you.

With Qkr you can:

- Pay for school fees, uniforms, excursions and more;
- See your receipts on the app and get them sent by email if required.



Getting started is easy - try it yourself today

Step 1 Download Qkr!

on your Android phone or iPhone. iPad users can download iPhone app



Step 2 Register

Select your Country of Residence as 'Australia' and follow the steps to register

Step 3 Find our school

Our school will appear in 'Nearby Locations' if you're within 10km's of the school, or search for our school by name.

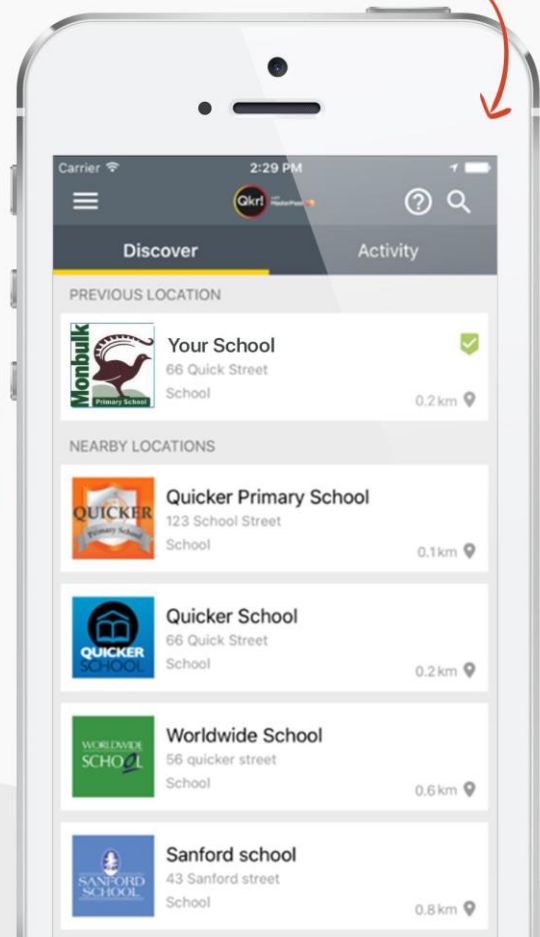
Step 4 Register your children

When first accessing our school you will be prompted to add a student profile for your child. This allows you to make orders and payments for them.

Search for our school name

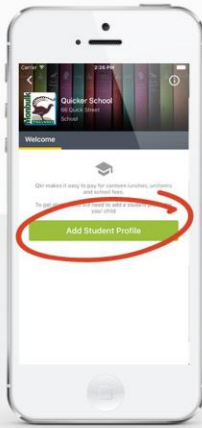
If you have made a purchase you can select our school from 'Previous Location'

If you're within 10 kms of the school, you can select our school from 'Nearby Locations'

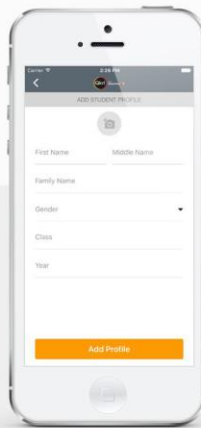


Add your children's details in Student Profiles

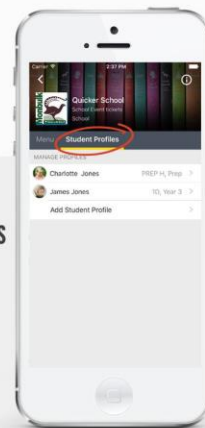
Select 'Add student profile'



Add each child's details

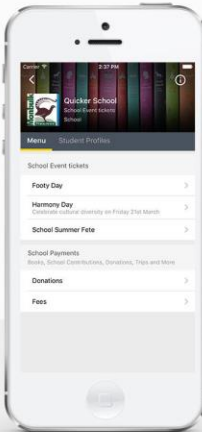


Manage each child's details in Student Profiles

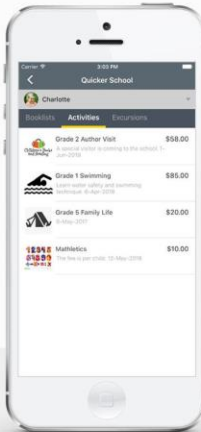


Purchase school items

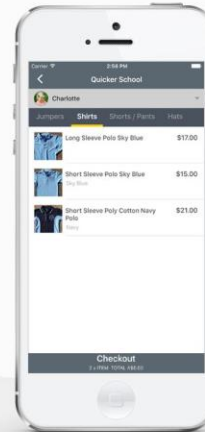
Select a menu from our school



Select child you are ordering for



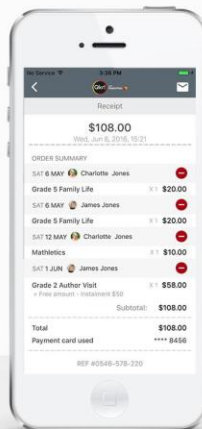
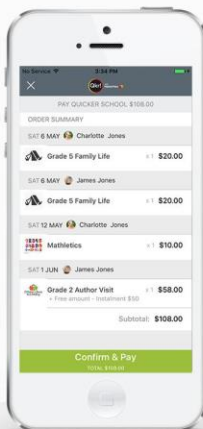
Select your items



Tap 'Checkout' then confirm and pay

Making payments

Add up to 5 cards to your wallet



At checkout select which card to pay with.

Pay with any cards accepted by the school.

Once your payment is approved you can continue to the home page, or view your receipt.